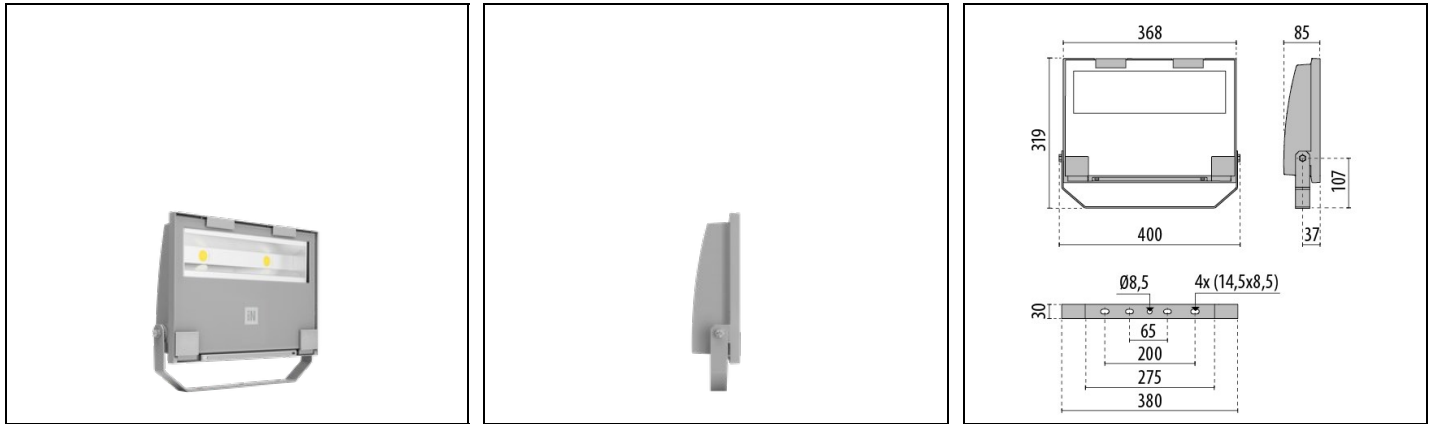


GUELL 2 S/W

Part number 3116910



Description

LED floodlight for indoor and outdoor, comprising:

- Die-cast aluminium housing, polyester powder coat finish ISO 9227/12944 - ISO 9223 (C5)
- Extra clear, toughened, flat glass diffuser
- High-performance polished, oxidised, iridescence-free, aluminium reflector (Al 99.99)
- Anti-ageing custom moulded silicone sealing gasket(s)
- Cable gland M20x1.5 for cables Ø 10- Ø 14 mm
- High asymmetrical distributions low-glare optic options available (A50/W versions)
- Stainless steel locking hardware
- Fully integrated stainless steel aluminium spring clips
- Powder-coated steel tiltable bracket
- Openable and maintainable luminaire (future-proof)
- Dimmable ballast available. Consult factory
- Other colour temperatures (CCT) and colour rendering index (CRI) options available. Consult factory
- For integral surge protection device (SPD) against mains overvoltages up to 10 kV (CM/DM) consult factory
- Design by GIORGIO LODI

To maintain the regular updating of our products, PERFORMANCE IN LIGHTING reserves the right to make changes without prior notice. For the most up to date information we always recommend you read the latest version published on the website www.performanceinlighting.com. Delivered luminaire lumen outputs and power consumptions, including losses, are subject to a tolerance of +/- 7%, and unless otherwise stated the values apply to an ambient temperature of 25°C. Terms of warranty are available at <https://www.performanceinlighting.com/qr/company/led-warranty>

Product data

ETIM Group:	EG000027	ETIM Class:	EC001744
-------------	----------	-------------	----------

General information

Lampholder:	LED	Light source:	LED
Lightsource lumen output [lm]:	24089	Luminaire lumen output [lm]:	19331
Luminaire wattage [W]:	149 W	Luminous efficacy [lm/W]:	130
CRI:	80	Colour temperature [K]:	3000
Colour / Finishing:	GR-94 / Metallic grey / Textured	IP degree of protection:	IP66
IK-J-xxIP:	IK07 3J xx5	Protection class:	I
Optic:	S/W - Symmetric Wide	Net weight [kg]:	4.043
Overall length [mm]:	400	Overall width [mm]:	319
Overall height [mm]:	85		

Mechanical features

Shape:	Rectangular	Housing material:	Aluminium
Diffuser material:	Glass	Glow wire test [°C]:	650 °C
Frontal exposed area [m ²]:	0.03	Lateral exposed area [m ²]:	0.02
Top exposed area [m ²]:	0.1		

Electrical features

Voltage type:	AC	Input voltage [V AC]:	100/277
Input frequency [Hz]:	50/60	Power factor / COS Φ:	>0.9
Surge protection Common [kV]:	10.0	Surge protection Differential [kV]:	6.0
Inrush current [A/μs]:	125 / 200	C10 1.5 mm ² :	5
C16 2.5 mm ² :	8	B10 1.5 mm ² :	3
B16 2.5 mm ² :	5		

Installation

Application area:	Outdoor	Mounting type:	Floodlighting
Min. ambient temperature [°C]:	-40	Max. ambient temperature [°C]:	35
Min. distance from lighted object [m]:	1.00		

Light features

MacAdam:	3	Lumen maintenance:	L90B20@50000h
Distribution of light emission:	Direct	Luminous Intensity Class:	G*6
Zero light pollution (ULR = 0%):		IPEA* (road lighting):	A3+
IPEA* (large areas, roundabouts):	A7+	IPEA* (cycle-pedestrian):	A3+

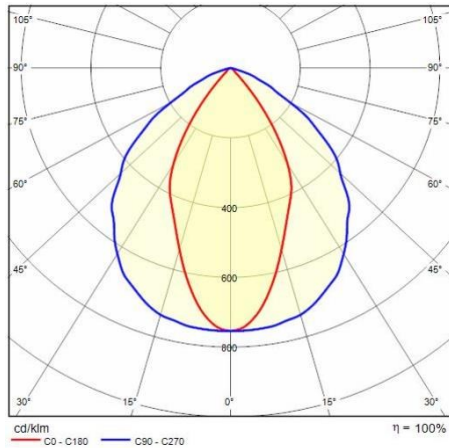
To maintain the regular updating of our products, PERFORMANCE iN LIGHTING reserves the right to make changes without prior notice. For the most up to date information we always recommend you read the latest version published on the website www.performanceinlighting.com. Delivered luminaire lumen outputs and power consumptions, including losses, are subject to a tolerance of +/- 7%, and unless otherwise stated the values apply to an ambient temperature of 25°C. Terms of warranty are available at <https://www.performanceinlighting.com/qr/company/led-warranty>

IPEA* (green areas): A3+

IPEA* (historic city centers): A9+

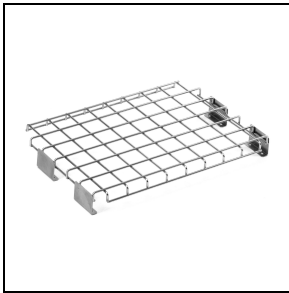
To maintain the regular updating of our products, PERFORMANCE IN LIGHTING reserves the right to make changes without prior notice. For the most up to date information we always recommend you read the latest version published on the website www.performanceinlighting.com. Delivered luminaire lumen outputs and power consumptions, including losses, are subject to a tolerance of +/- 7%, and unless otherwise stated the values apply to an ambient temperature of 25°C. Terms of warranty are available at <https://www.performanceinlighting.com/qr/company/led-warranty>

Photometric data



Optional accessories


GUELL 2



14173502
Protective grid GUELL 2




14174220
Connection box IP 66



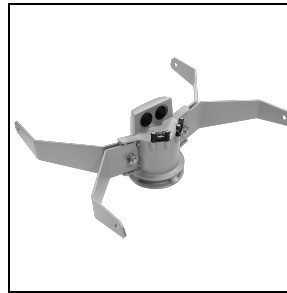
14173394
Wall support 500 mm/19.69° GUELL 1/2
 ■ GR-94 / Metallic grey



14173494
Wall support 1000 mm/39.37° GUELL 1/2
 ■ GR-94 / Metallic grey

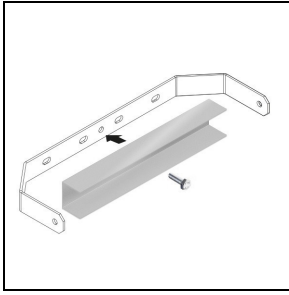


14174094
Single pole top support GUELL 2
 ■ GR-94 / Metallic grey



14174194
Double pole top support GUELL 2
 ■ GR-94 / Metallic grey

To maintain the regular updating of our products, PERFORMANCE iN LIGHTING reserves the right to make changes without prior notice. For the most up to date information we always recommend you read the latest version published on the website www.performanceinlighting.com. Delivered luminaire lumen outputs and power consumptions, including losses, are subject to a tolerance of +/- 7%, and unless otherwise stated the values apply to an ambient temperature of 25°C. Terms of warranty are available at <https://www.performanceinlighting.com/qr/company/led-warranty>

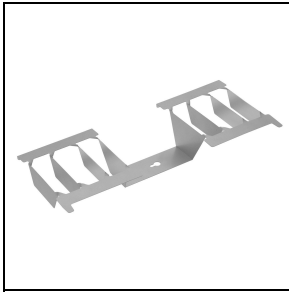


14460594

Reinforcing bracket GUELL 2 in painted steel. Used to fasten the floodlight with a single screw in the centre of the bracket

■ GR-94 / Metallic grey


GUELL 2 S/W



14173720

Louvre GUELL 2 Symmetrical

GUELL 2 S/W - GUELL 2 A/W



14173994

Soft glass GUELL 2

■ GR-94 / Metallic grey